

HIGHLIFE® COLLECTION

JETSETTER™



FreshWater®
Salt System Ready



100% Filtration
SilentFlo Circulation



Moto-Massage® DX



Super Energy
Efficient



Wireless Remote



Polymer Substructure
& Base Pan



*Shown with Alpine White Shell and
Blackwood Cabinet*



People
3 Seats

Seating
Lounge

Jets
22 Jets

Voltage
230 V/ 16 amp

Size
213 × 173 × 84 cm


Water Care
FreshWater® Salt System Ready

HIGHLIFE® COLLECTION


JETSETTER™




SHELL COLOURS



CABINET COLOURS



COVER COLOURS



CABINET AND SHELL COLOUR OPTIONS*

Cabinet Colours	Java	Charcoal	Blackwood	Linen	Brushed Nickel
Shell Colours	Alpine White Ice Grey Ivory Tuscan Sun Pebble	Alpine White Ice Grey Platinum Tuscan Sun Pebble	Alpine White Ice Grey Platinum	Alpine White Ivory Tuscan Sun Pebble	Alpine White Ice Grey Platinum

LEGENDARY MASSAGE

22 Personalised-Control Jets

- Moto-Massage® Lounge
- Soothing Stream™ Seat
- Precision™ Jet Seat

EASY WATER CARE

Water Care System FreshWater® Salt System Ready

Filtration System 100% no-bypass filtration, top loading Tri-X® filters, 18 m² effective filtration area

LEADING ENERGY EFFICIENCY

Jet Pump WaveMaster™ 9000; One-speed, 2.5 HP Continuous Duty, 5.2 HP Breakdown Torque

Circulation Pump SilentFlo 5000™ for quiet, continuous filtration

Heater Titanium No-Fault™ 1,500 W / 230 V

Insulation Multiple Layers of Foam Insulation; Certified to California Energy Commission (CEC) and APSP 14 energy efficiency standards for portable spas

Cover 9 to 6 cm tapered, 24 kg/m³ density foam core, with hinge seal

SIZE

Dimensions 213 × 173 × 84 cm

CAPACITY

Seating Capacity 3 seats with lounge

Water Capacity 925 litres

Weight 225 kg dry; 1,390 kg filled**

ADDITIONAL FEATURES

Smart Spa Technology Hot Spring Spas App, Powered by the Connected Spa Kit

Cover Lifters CoverCradle™, CoverCradle II or Lift 'n Glide™

Steps Steps are available to match cabinet colours

Entertainment Bluetooth® Wireless Sound System (Optional)

Control System IQ 2020™ with wireless remote control 230 V / 16 amp

Lighting System Luminescence™ multi-colour four-zone

*No special orders or shell substitutions available. Actual colours and products may vary from print representation. See dealer to verify.

**Includes water and 3 adults weighing 80 kg each.