

HIGHLIFE® COLLECTION

SOVEREIGN™



FreshWater®
Salt System Ready



100% Filtration
SilentFlo Circulation



Moto-Massage® DX



Super Energy
Efficient



Wireless Remote



Polymer Substructure
& Base Pan



*Shown with Alpine White Shell and
Brushed Nickel Cabinet*

People
5 Seats

Seating
Lounge

Jets
32 Jets

Voltage
230 V/ 16 amp

Size
203 × 236 × 84 cm


Water Care
FreshWater® Salt System Ready

HIGHLIFE® COLLECTION


SOVEREIGN™




SHELL COLOURS



CABINET COLOURS



COVER COLOURS



CABINET AND SHELL COLOUR OPTIONS*

Cabinet Colours	Java	Charcoal	Blackwood	Linen	Brushed Nickel
Shell Colours	Alpine White Ice Grey Ivory Tuscan Sun Pebble	Alpine White Ice Grey Platinum Tuscan Sun Pebble	Alpine White Ice Grey Platinum	Alpine White Ivory Tuscan Sun Pebble	Alpine White Ice Grey Platinum

LEGENDARY MASSAGE

32 Personalised-Control Jets

- Moto-Massage® Lounge
- Soothing Stream™ Seat
- Precision™ Jet Seat
- Hydromassage Seat

EASY WATER CARE

Water Care System	FreshWater® Salt System Ready
Filtration System	100% no-bypass filtration, top loading Tri-X® filters, 18 m² effective filtration area

LEADING ENERGY EFFICIENCY

Jet Pump	WaveMaster™ 9200; Two-speed, 2.5 HP Continuous Duty, 5.2 HP Breakdown Torque
Circulation Pump	SilentFlo 5000™ for quiet, continuous filtration
Heater	Titanium No-Fault™ 1,500 W / 230 V
Insulation	Multiple Layers of Foam Insulation; Certified to California Energy Commission (CEC) and APSP 14 energy efficiency standards for portable spas
Cover	9 to 6 cm tapered, 32 kg/m³ density foam core, with hinge seal

SIZE

Dimensions	203 × 236 × 84 cm
-------------------	-------------------

CAPACITY

Seating Capacity	5 seats with lounge
Water Capacity	1,250 litres
Weight	270 kg dry; 1,920 kg filled**

ADDITIONAL FEATURES

Smart Spa Technology	Hot Spring Spas App, Powered by the Connected Spa Kit
Water Feature	BellaFontana® with 3 illuminated arcs of water
Cover Lifters	CoverCradle™, CoverCradle II, Lift 'n Glide™, or UpRite™ (F/B only)
Steps	Steps are available to match cabinet colours
Entertainment	Bluetooth® Wireless Sound System (Optional)
Control System	IQ 2020™ with wireless remote control 230 V / 16 amp, 50 Hz
Lighting System	Luminescence™ multi-colour four-zone

*No special orders or shell substitutions available. Actual colours and products may vary from print representation. See dealer to verify.

**Includes water and 5 adults weighing 80 kg each..